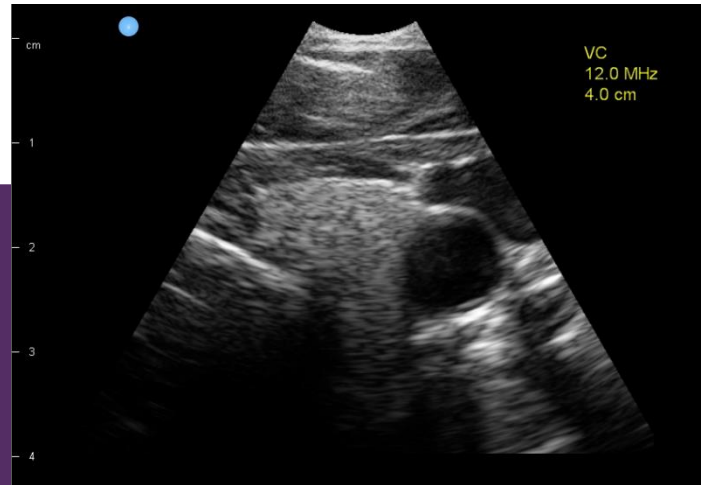


Brachial Access




Thyroid - Carotid

SeeMore

Point-of-Care USB Ultrasound

Vascular Access Imaging

- 5 cm scan depth, 5 - 12 MHz scan frequency
- **Line Placement** – PICC
- **Pneumothorax** – eFAST Exam
- **Musculoskeletal** – MSK
- **Pain Management**



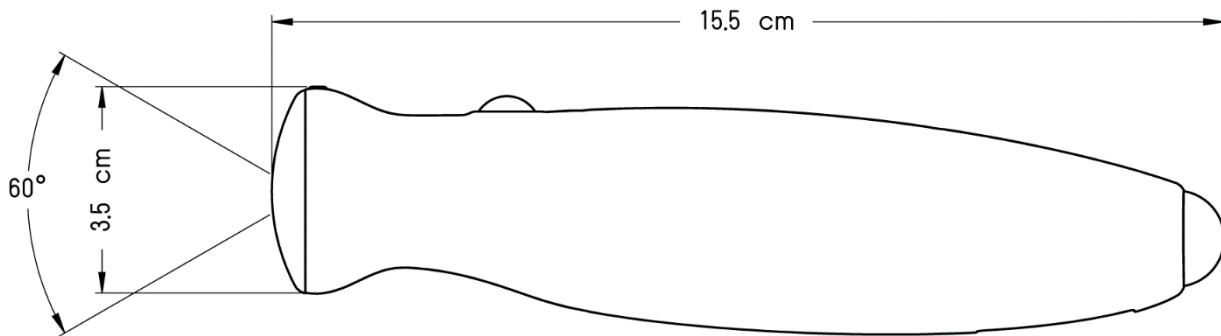
INTERSON
medical instruments

7150 Koll Center Parkway
Pleasanton, CA 94566, USA

Tel: (925) 462-4948
Fax: (925) 462-4833
sales@interson.com
www.interson.com

Vascular Access Imaging

VC 7.5 MHz



Model Number	99-5930
Depth Range	0.5 - 10 cm
Focal Point	2 cm
Pulse Frequency	5 – 12 MHz
Scan Angle	60 degrees
Patient Contact	12 mm
Frame Rate	12 fps
Cable	USB 2.0, 2 meter (5 meter opt.)
Size	15.5 cm x 3.5 cm
Weight	175 grams
System Requirements	OS: Windows 7, 8 Processor / RAM: 2 GHz / 4 MB

Interson designs, manufactures, sells, and supports a wide variety of USB ultrasound probes in our ISO 13485 facility. All probes are manufactured in the United States and are subject to regulation by the U.S. Food and Drug Administration and other international, state, and local regulations. Interson's SeeMore Windows application and MS Visual Studio SDK provide a real time display of ultrasound images on desktop, notebook, and tablet computing devices supporting human and veterinary applications. Interson's USB ultrasound is the ideal solution for telemedicine, and research. All probes come with a standard one year warranty, extended warranties are available.